

Self Leveling Range of 4 ± 1 Degree

Robust Over-molded Housing

Ultra Bright Laser Beams allows all possible applications

IP54 - Waterproof and Dustproof

Simplify Layout Tasks and Increase Productivity

Central locking mechanism helps protect internals

Laser Level parameter

XE-903 Laser Level:

Laser Wavelength: 510nm~530nm

Waterproof grade: IP54

Over-all accuracy: $\pm 3\text{mm} / 10\text{m}$

Orthotropic accuracy: $90^\circ \pm 30''$

Leveling range: $4^\circ \pm 1^\circ$

Line-width: 2mm / 10m.

Working Distance (Line): 40m, up to 50m with laser receiver

power plug: EU plus

Working power: lithium battery

Working time: 6 Hours with all laser beams on

Laser Class: II

tilt function : YES

Operating Temperature Range: $-10^\circ\text{C} - + 50^\circ\text{C}$

Storage Temperature range: $-20^\circ\text{C} - + 70^\circ\text{C}$

Laser receiver Specifications:

PWM: 1:1

Frequency: 10KHz (Matched PWM and frequency, Line lasers can work with LR-6RG Laser Receiver)

Display: Three-sided LED indicator display

Leveling Accuracy: $\pm 1.5\text{mm} (\pm 1/17 \text{ In.})$

Laser Reception Window Width: 20mm(4/5 In.)

Laser Reception Window Height: 20mm(4/5 In.)

Working Distance: 50m(200ft)

Operating Time: 70 hours

Auto Power Off: (with No Signal Detected) 8 min

Power Source: 1*9V Dry Battery

Operating Temperature Range: -10°C to $+ 50^\circ\text{C}$

Storage Temperature Range: -25°C to $+ 70^\circ\text{C}$

Dimension (LxWxH): 140.5mm×60mm×35mm(5.5 x 2.5 x 1.5 inches)

Weight: 143g

● **PRODUCT PICTURES**

XEAST®











• battery charge interface







*Slower
beeping
tone
signals*

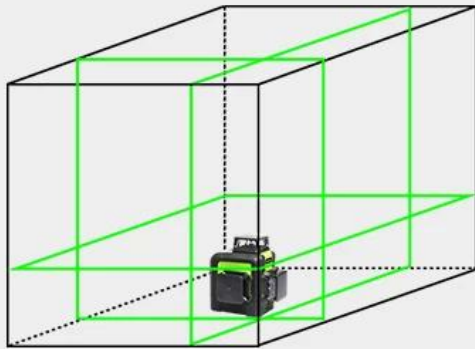


*Fast
beeping
tone
signals*



*Beeping
tone
signals*

self-leveling mode



Self-level Available



Within 4 Degree

$\leq \pm 4^\circ$



Pendulum Unlocked



Maintain The 90° Angles

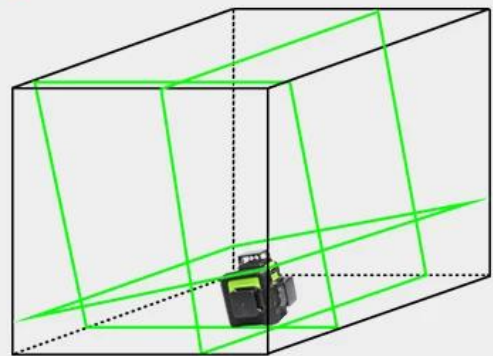


Blinks Every 3 Seconds




Pendulum Locked

manual mode



POWER ON

Short press the power key
or slide locking switch to
turn the laser tool ON.



OFF

Lock the pendulum before short press the power button to turn the laser tool OFF.

1: After power on, short press the power switch once a time, the laser tool will project horizontal line, vertical line and cross line in turn.


2: After power on, long press the power key, when the blue light is on, the pulse mode is on.



GERMANY OSRAM GREEN LASER TECHNOLOGY



More brighter to ordinary green beam and red beam



Germany osram green beam

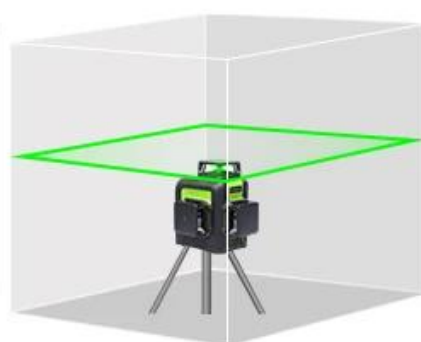
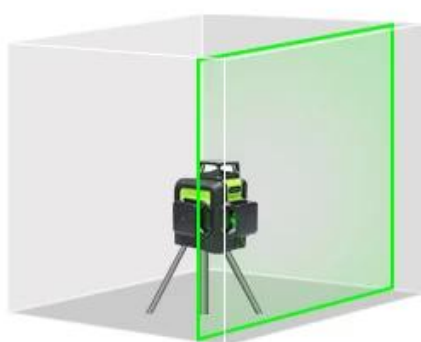

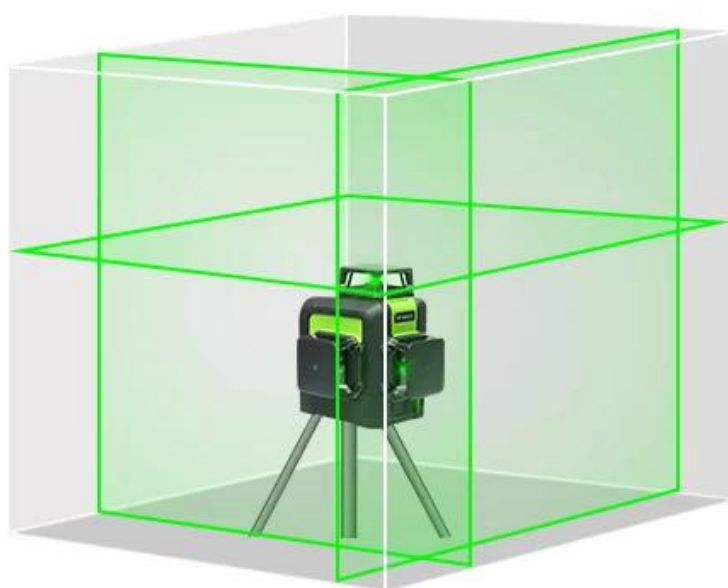
ordinary green beam

ordinary red beam

VARIOUS KINDS OF FIXING METHOD



Tripod need to buy saperately.



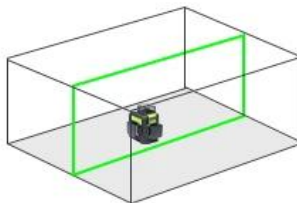
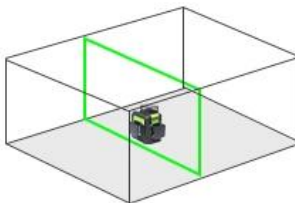
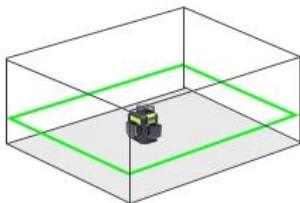
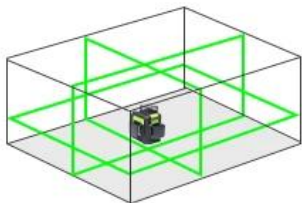
Three line switching function

Horizontal and vertical lines

Horizontal

vertical lines

vertical lines

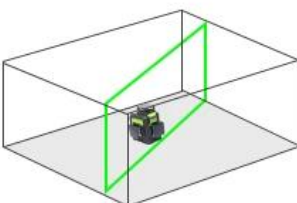
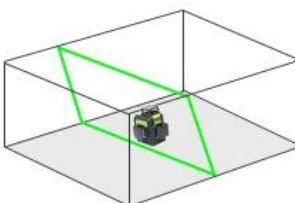
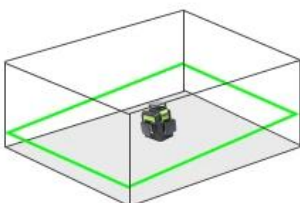
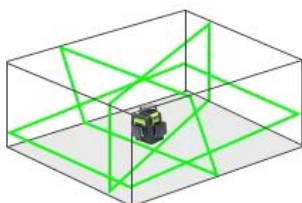


Horizontal and vertical lines

Horizontal

vertical lines

vertical lines





***Please turn on
Pulse Mode of the
Laser level
before using
the reciever***



● PACKAGE INCLUDE

XEAST®



● TERMS OF TRADE



1). Terms of Payment: We accept T/T, L/C, Paypal, MoneyGram and Western Union.
30% deposit and other 70% balance before shipment.

2). Terms of Shipping:

It depends on clients order quantity and your special request. We often adopt Express (DHL, TNT, UPS, FEDEX, EMS, SPSR, 139 express and so on), LCL, FCL

3). Items will be carefully checked before shipment, and we will update the delivery status timely after the goods are sent out.

● COMPANY INFORMATION





SALES TEAM



WOKRSHOP

