

XEAST 120M Camera Newest Digital Laser Distance Meter Rangefinder

● SPECIFICATION



Working Range:	120m
Smallest unit displayed:	1mm
Measuring accuracy:	±2mm**
Laser:	class II, <1 mW
laser wavelength:	635nm
Continuous distance measuring(tracking):	√
Area / volume:	√
Pythagoras measuring:	√
Length/Area/volume Addition/Subtraction:	√
MIN/MAX value:	√
Delay Measurement:	√
Skating-out:	√
Delay Measurement:	√
Self-Calibration:	√
Angle of Tilt:	±90°
Multi-direction Electronic level Bubble:	√
Backlight:	√
Record:	100pcs
USB Connector:	√
Auto Laser off:	20~120s
Auto Switch off:	100~300s
Storage temperature range:	-20~60℃
Working range:	0~40℃
Storage Humidity:	RH85%
Power supply:	Ni-mh 3x1.2V 800mAh
Dimensions:	125*54*27mm





SNDWAY® SW-S120

0.4°
7.487 m
6.259 m
6.598 m
7.405 m

Laser Distance Meter
0.05m
120m

READ
MENU
OFF/CLEAR
+
-
Grid
B/E





EH

• 0.7°

0.769 m

0.446 m


4.520 m



Product Parameters



Camera measurement

Operation: Short press button 

Purpose: In this mode the exact measured point can be located on the LCD display

What you see is

What you get



Angle Measurement

Angle value shows on the top of the screen

the range of angle is $-90.0^{\circ} \sim 90.0^{\circ}$

Two Units of Angle: $^{\circ}$ and % (Slope)



Vertical Angle


Singe Measurement

Operation: Short press button 



Continuous Measurement



Operation: Long press button 

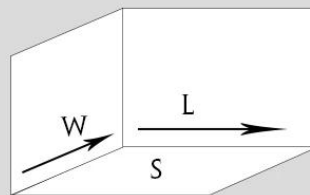
Maximum and Minimum value will be shown on the screen.

Present result display in major

The usea can use this mode to find the target distance without frequent operation

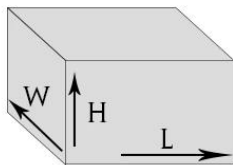
Area Measurement

Operation: Press button  ,  shows on the screen,
Please follow the below instrections for area measuring





$$S=L \times W$$

Volume Measurement



$$V=L \times W \times H$$

Operation: Shora press button  twice, screen showa 

Please follow the below instruction for area measuring

Addition/Subtraction

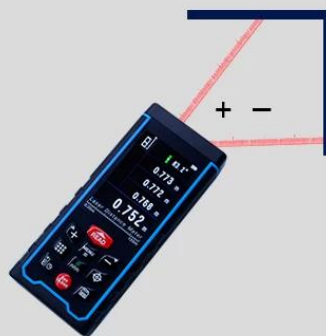
Length Add/subtracy

Area Add/Subtract

Volume Add/Subtract

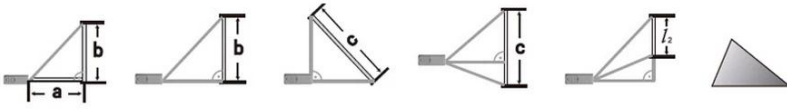
Pressed the keys  for a short time into add test when the LCD display "+"

Pressed the key  for a long time into add test when the LCD display "_"




The Pythagorean theorem

There are six triangle measurement methods:



Multi-direction Electronic Level Bubble

Long press button , screen shows:



Length measurement



Area measurement



Volume measurement

Packing list



1). Terms of Payment:

We accept **T/T, L/C, Paypal, MoneyGram and Western Union.**
30% deposit and other 70% balance before shipment.

2). Terms of Shipping:

It depends on clients order quantity and your special request. We often adopt Express (**DHL, TNT, UPS, FEDEX, EMS, SPSR, 139 express and so on**), LCL, FCL .

Items will be careful checking before shipment, and we will update the delivery status timely after the goods are sent out.



SALES TEAM



WOKRSHOP

