

XEAST UTi260K Herramienta de medición de temperatura del cuerpo humano de mano Cámara termográfica infrarroja, en análisis de software de PC real

● **SPECIFICATION**



Technical Parameters

Model	UTi165K
Sensor	Uncooled focal plane
Temperature measurement range	30°C~45°C
Resolution	0.1°C
Precision	± 0.5 °C (the best test distance is 1 meter)
Temperature measurement response time	≤500ms
Thermal imaging pixel	19200 (160*120)
Pixel size	12μm
Swatch	Iron Red / Rainbow / White Hot / Black Hot / Red Hot / Lava / High Contrast Rainbow
Infrared spectral bandwidth	8~14μm
Field of View (FOV)	56° (H) *42° (V)
Instantaneous Field of View (IFOV)	6mrad
Thermal imaging sensitivity	<50mK
Frame rate	<9Hz
Temperature display	Center point temperature measurement and high temperature tracking (default high temperature tracking)
Image format	BMP
Picture mode	Thermal imaging, digital camera (visible light), fusion
Visible light	√
Visible light resolution	640*480
Hybrid settings	0% (full visible light), 25%, 50%, 75%, 100% (full thermal imaging)
Live image	PC software real-time image projection screen
PC analysis software	√
High temperature alarm	Light flickers, screen display, audible alarm can be set after real-time image projection using PC software
Button	10 keys (start key, camera key, return key, up, down, left and right navigation keys, SET key, picture browsing key, LED lighting key)
Data communication	Type-C USB
Product size (LxWxH)	236mm*75.5mm*86mm
Display type	2.8 "TFT LCD
Display resolution	320*240
Battery	Li-ion 3.7V/5000mAh
Automatic shut-down	Optional (5min 10min 30min OFF) Default 30min auto power off
Usage time	No less than 6 hours
Charging time	No more than 5 hours
Charging voltage / current	5V/2A
Image storage	Micro SD card
Storage environment	-20°C~60°C (-4°F~140°F)
Operating temperature	15°C~30°C (59°F~86°F)
Accessories	Manual, Type-C USB cable, 16GB TF card















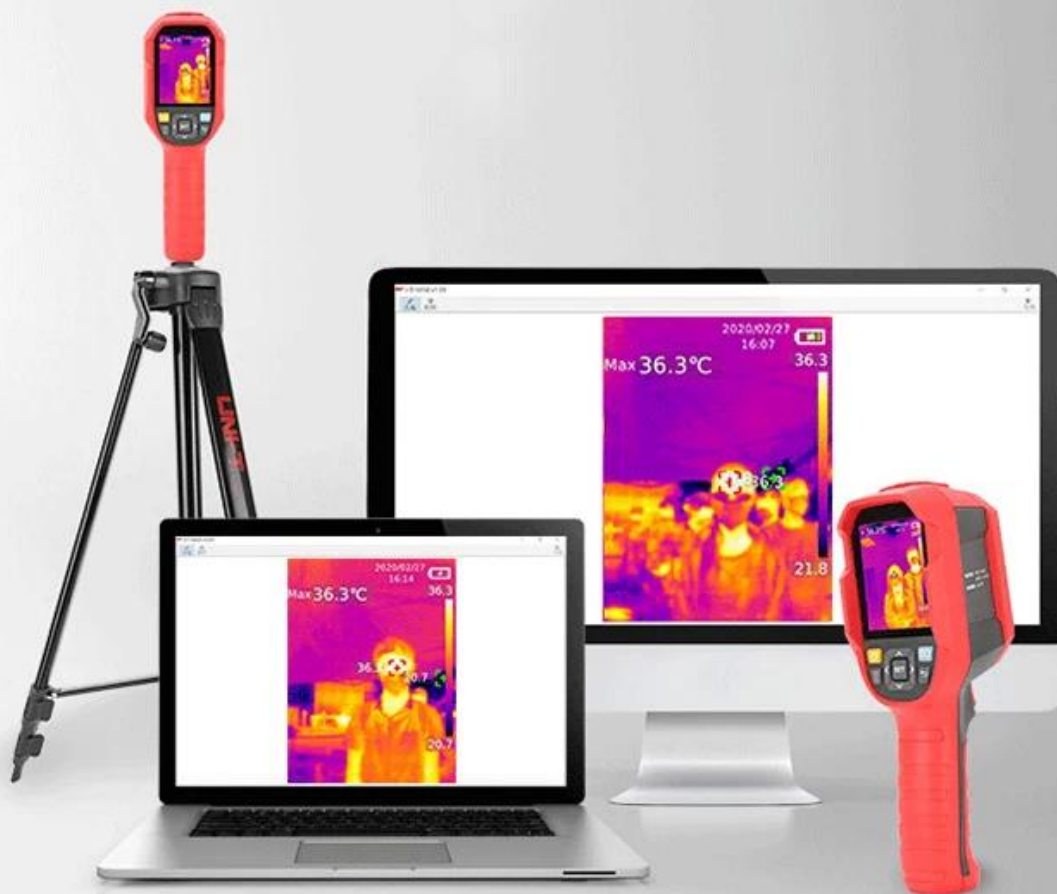
● APPLICATIONS



 Uncooled focal plane sensor	 High and low temperature measurement	 Defect visible	 Emissivity adjustable	 Real-time image transmission
30°C ~ 45°C Temperature range	160 X 120 Thermal imaging resolution	 High temperature alarm	 Type-C USB charging + data transmission	 Flashlight function

Real-time image transmission

After the USB mode is set to USB camera, connect the USB data cable to the computer, and the real-time image head projection function can be realized through the image projection screen host software.




PC software for image analysis

- Support SD card, USB and other import methods; with powerful image processing capabilities
- Analyze by point, line, rectangle, and circle labeling methods, which can display the highest temperature, lowest temperature, and average temperature in each area



Application scenario

It is widely used in schools, factories, office buildings, residential quarters and other places to conduct temperature screening for express delivery, which is convenient and fast.



● PACKAGE INCLUDE

 XEAST®





Company Outlook



Sales Dept



Showroom



Company View



Manufacturing Line



Warehouse



Testing Machine



SMT Dept



Mold Insection Line



Team Building



Customer Visting